

# **Welcome to the WFES 1st Grade Back-to-School Night!**



**We are so glad you are here!**

# 1st Grade Team Staff

- Teachers
  - Abby Braswell (Team Leader)
  - Susanne Donaldson
  - Melissa Oaks
- Support Staff
  - Janet Boyce (1st & 2nd Grade Paraeducator)
  - Liana Reilly (Special Education Teacher)
  - Chris Wood (Special Education Paraeducator)
  - Susan Najar (ESOL Teacher)
  - Thea Turnage (Speech Teacher)
  - Amy Leatherman Cowell (Occupational Therapist)

# What Should I Bring Everyday?

## **Daily Student Items:**

- Personally labeled water bottle
- Take Home Folder
- Tennis Shoes for PE (Donaldson and Braswell have PE Monday)

## **Optional Items:**

- Change of clothes/light jacket
- Chapstick (if needed)
- Face mask (optional)

## **Unnecessary items**

- Toys, trinkets, stuffed animals, jewelry, etc.

# Daily Schedule

9:05-9:20	Arrival and Announcements
9:20-9:35	Community Circle/SEL
9:35-11:30	Language Arts
11:30-12:30	Recess/Lunch
12:30-1:45	Math
1:45-2:35	Content (Social Studies, Health, or Science)
2:35-3:35	Related Arts (color rotation)
3:40	Dismissal

# Related Arts

## PE, Music, Art, Media, & Technology

Braswell	Donaldson	Oaks
PE & Technology	Technology & PE	Art
Art	Media	PE & Technology
PE & Music	Art	Music & PE
Media	Music & PE	PE & Music
PE & Music	Music & PE	Media

# August 2022


APPROVED

Sunday	Monday	Tuesday	Wednesday	Thursday	Friday	Saturday
	1	2	3	4	5	6
7	8	9	10	11	12	13
14	15	16	17	18	19	20
21	22	23	24	25	26	27
28	29	30	31			
School Begins for Students						

# September 2022

APPROVED

Sunday	Monday	Tuesday	Wednesday	Thursday	Friday	Saturday
<b>September holidays and other dates of interest</b> 26 Rosh Hashanah (2 days) – Jewish* <i>*begins sunset of previous day</i>				1	2	3
				GREEN	BLUE	
				First day of school for Pre-K/RECC		
4	5	6	7	8	9	10
	Labor Day Schools and offices closed (State mandated holiday)	RED	ORANGE	YELLOW	GREEN	
11	12	13	14	15	16	17
	BLUE	RED	ORANGE	YELLOW	GREEN	
18	19	20	21	22	23	24
	BLUE	RED	ORANGE	YELLOW	GREEN	
25	26	27	28	29	30	
	Schools and offices closed	BLUE	RED	ORANGE	YELLOW	



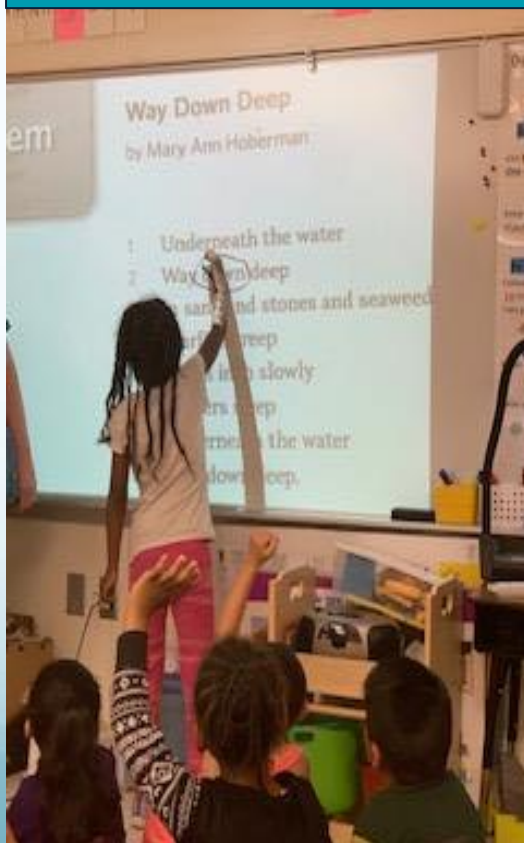
# Language Arts





# Being A Reader

## Whole Class Instruction



## Small Group Instruction




## Handwriting



# Being A Reader

Word Work



Materials

Reading



Writing

## Building Independence

Students learn to work independently and collaboratively, respectfully share their thinking with others, and take responsibility for their learning

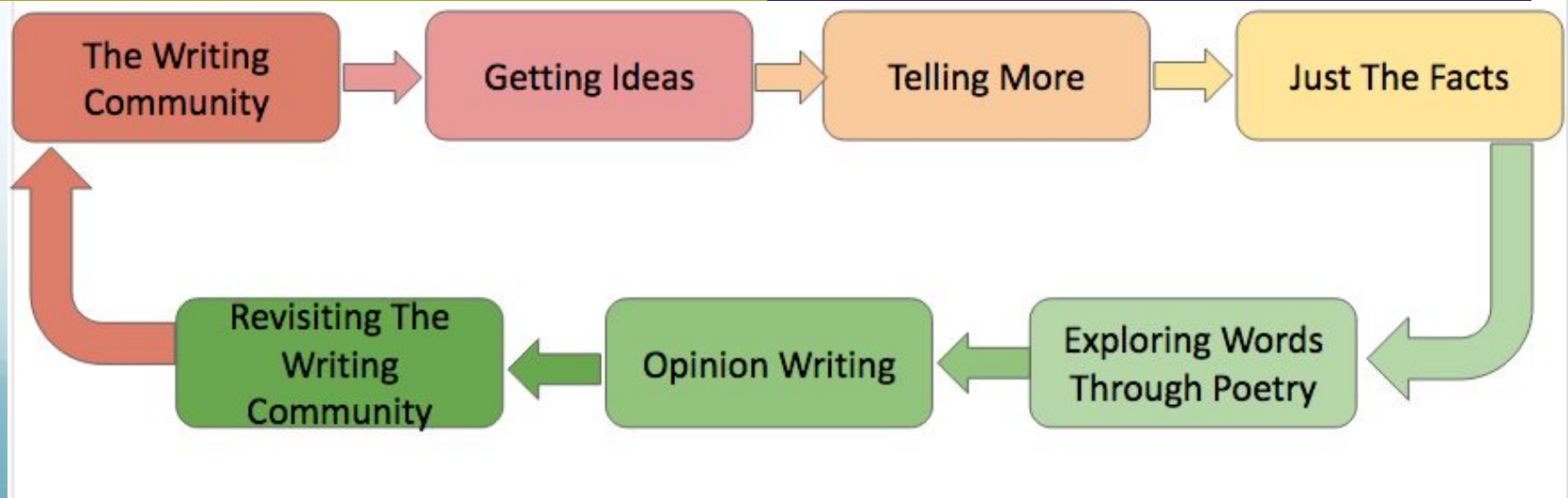
# Being A Writer

*Students will explore writing using their knowledge of individual sounds to write words, build sentences, and begin to use punctuation*

## Dual Goals of the Program

To help students develop strong writing skills and communicate their ideas effectively.

To provide opportunities for students to work together and to develop socially and ethically.

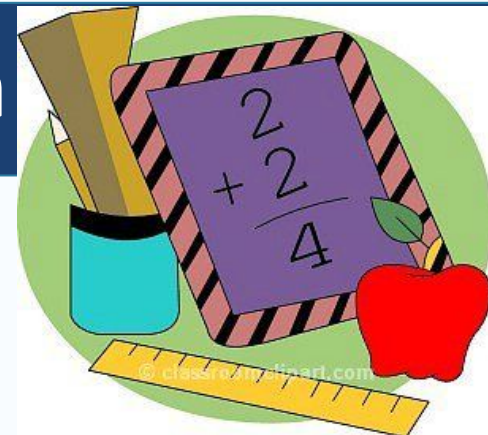


**Math**





# Mathematics Instruction



- Students are regrouped for math classes
  - Each class may have multiple groups of students working at various levels
  - Students are flexibly grouped
- Structure of class:
  - High Quality Number Routine
  - Whole Group instruction
  - Small Group instruction
- Often times concepts are taught over multiple weeks
- Math Classes will be finalized after we complete observations over the first couple weeks.

# Social Studies



## **Quarter 1: Civics**

How can I be a responsible citizen?

## **Quarter 2: Geography**

How do geographic tools help people understand where they live in the world?

## **Quarter 3: Economics**

How does the economy impact you and your community?

## **Quarter 4: History**

What was school like in the past?

# Science



## **Quarter 1: Plant & Animal Structure and Function**

- ★ How do the external parts and behaviors of living things help them survive?

## **Quarter 2: Patterns in Space Systems**

- ★ What predictable patterns of the sun, moon, and stars can be observed?

## **Quarter 3: Light**

- ★ What evidence can be collected through investigations to support an understanding of the properties of light, how it interacts with different materials, and how it may be used for communication?

## **Quarter 4: Sound**

- ★ What evidence can be collected through investigation to develop an understanding of how sound can be made and its role in communication?

# Health

**Quarter 1:** Social and Emotional Health

**Quarter 2:** Violence Prevention

**Quarter 3:** Injury Prevention

**Quarter 4:** Personal Health and Disease  
Prevention






# Social and Emotional Learning (SEL)

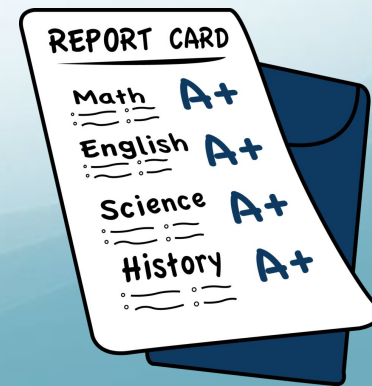
## The Caring Community Approach.

- Building caring relationships with and among students
- Directly teaching social skills
- Creating calm, orderly learning environments through the use of effective classroom management practices
- Helping students acquire self-discipline through a caring and effective approach to discipline



# Grading Information

- Teachers will be putting all grades into Canvas throughout the year.
- All assignments will be out of 3 points and can be interpreted as:
  - 3/3 = **Independent** (I can do it by myself)
  - 2/3 = **With Assistance** (I can do it with some help)
  - 1/3 = **Not at this time** (I need more practice with this)
- Language Arts Grading Areas
  - Identifies words effectively when reading
  - Demonstrates reading comprehension
  - Communicates ideas clearly when writing
    - This includes spelling, capitalization, and punctuation.








# Grading Information

- Math Grading Areas
  - Meets expectation in learning basic facts
    - This includes addition and subtraction
  - Demonstrates an understanding of concepts
    - At least one grade per concept will be recorded
  - Applies problem solving strategies
    - Not just word problems!
- Content grades are based on the unit of study each quarter
  - Social Studies
  - Science
  - Health

# Assessments

- MAP Testing
  - Math and Reading Tests
  - 3 Times a year (fall, winter, spring)
  - Computer based, adaptive test
  - Used as one data point to drive instruction
- DIBELS
  - Given to identified students 3 times a year
  - Used to measure progress/growth with literacy skills
- Other assessments are done in the classroom on an as-needed basis

# Learning Behaviors Indicators for Grades K/1

<b>Learning Behaviors</b> <b>Report Card Language</b>	<b>Indicators</b> <i>Details to consider when reporting a learning behavior. All indicators do not have to be present to meet expectation.</i>
<b>Demonstrates Interpersonal Skills</b> 	<ul style="list-style-type: none"> <li>• Student addresses others by name.</li> <li>• Attends fully to what the teacher and other students are saying.</li> <li>• Student waits for others to finish before talking.</li> <li>• Respects personal space of others.</li> </ul>
<b>Demonstrates Responsibility</b> 	<ul style="list-style-type: none"> <li>• Follows established routines and procedures.</li> <li>• Unpacks and cleans up materials when directed.</li> <li>• Student stops an activity and transitions to a less desirable activity.</li> <li>• Engages in classroom activities.</li> <li>• Remains focused on tasks.</li> <li>• Puts materials in designated places.</li> </ul>
<b>Demonstrates Perseverance</b> 	<ul style="list-style-type: none"> <li>• Attempts new things.</li> <li>• Accepts mistakes and feedback.</li> <li>• Sustains attention and age-appropriate stamina</li> <li>• Maintains composure when making a mistake.</li> <li>• Considers another strategy when a first is unsuccessful.</li> <li>• Seeks help when needed</li> </ul>
<b>Demonstrates Collaboration</b> 	<ul style="list-style-type: none"> <li>• Shares instructional materials and equipment with other children.</li> <li>• Contributes to whole group and/or small group discussions.</li> <li>• Begins to recognize that others have different points of view.</li> <li>• Respectfully disagrees</li> </ul>
<b>Demonstrates Initiative</b> 	<ul style="list-style-type: none"> <li>• Begins work without additional prompting.</li> <li>• Uses words to express emotions and wants.</li> <li>• Shares ideas that are on topic.</li> <li>• Uses classroom resources to complete a task (word walls, number charts, other tools).</li> </ul>

# Learning Behaviors



# Learning Behaviors

Responsibility: I can follow rules and have self-control.



Perseverance: I can try my best, even when things get tough.




Collaboration: I can work with others to solve problems.



Interpersonal Skills: I can use manners to speak kindly to others.



Initiative: I can do my work on my own and take risks.



## Learning Behaviors (child-friendly)



# PBIS



West Friendship's motto is Respectful, Responsible, and Ready to learn.

These are the positive reinforcements that your child can earn:

- Tiger Tickets
- Monthly Incentive Celebrations
- Golden Ticket

# Fostering Independence

Here are some ways you can help your child develop independence that will translate into the classroom as well:

- ★ Cleaning Up
  - Encourage your child to clean up after themselves when eating, when they spill, and when they take out toys/games
- ★ Being a problem solver (not a problem finder)
  - When problems arise, help them think through solutions and ways to solve them
- ★ Self-starting non-preferred tasks/chores
  - Provide praise/encouragement for following directions the first time and starting things they do not like to do (ie. brushing their teeth, reading, doing chores, etc.



# Homework

- Howard County Public School System has instituted consistent homework guidelines for use at every school. Homework should be motivational, purposeful, appropriate, informational, and flexible to accommodate the needs of all students.
- Teachers will check in with students to ensure homework is being completed.
- Homework will not be scheduled on evenings when West Friendship has a community event, on holidays, or over breaks.
- 1st graders will be assigned **no more than 20 minutes** of homework per night (Total ELA and Math)
  - 10 minutes of reading
  - 10 minutes of math fact practice (will begin soon)

# Lunch

- ❖ Breakfast/lunch available for purchase
  - Breakfast \$2.00
  - Lunch \$2.80
- ❖ Check your child's POS account to make sure they have funds if purchasing breakfast or lunch
- ❖ Practice PIN numbers





# Volunteer Interest Survey

1st  
Training

**Please note:** This is the confidentiality training. Once you've completed this training, [view the Child Abuse and Neglect Training for Parents →](#)

Thank you for your interest in volunteering within the Howard County School System! We value our volunteers and the contributions they make to our students and schools.

According to Howard County Board of Education Policy, all volunteers must complete a Confidentiality Training Course about protecting the privacy of our students, staff, and schools. Please complete this course before registering to volunteer at your child's school. The course takes about 5 minutes to complete.

To complete your training course and register with your child's school, please follow these 3 steps:

**Step One: Training Course**

2nd  
Training



# How to Contact a Teacher

- Any teacher can be reached via...
  - Email
    - Abigail\_Braswell@hcpss.org
    - Susanne\_Donaldson@hcpss.org
    - Melissa\_Oaks@hcpss.org
  - Note in child's take home folder
  - Call and leave a message at school
    - (410) 313-5512
  - **All dismissal changes need to be provided through a note to school or call the office.**
  - We will try to get back to you ASAP



# Questions?

